Discover the Insights that Empower a Brighter Future



Benchmark Testing Options with Iowa Assessments

Jeff Cachur, Sr National Partnership Manager

ACSI

Riverside Insights™

Session Topics

Iowa Survey – Grades 1-8

- Key Facts
- Assessment Structure
- Reporting

Iowa Single Subject Grades K-12

- Key Facts
- Assessment Structure
- Reporting

Open Q&A

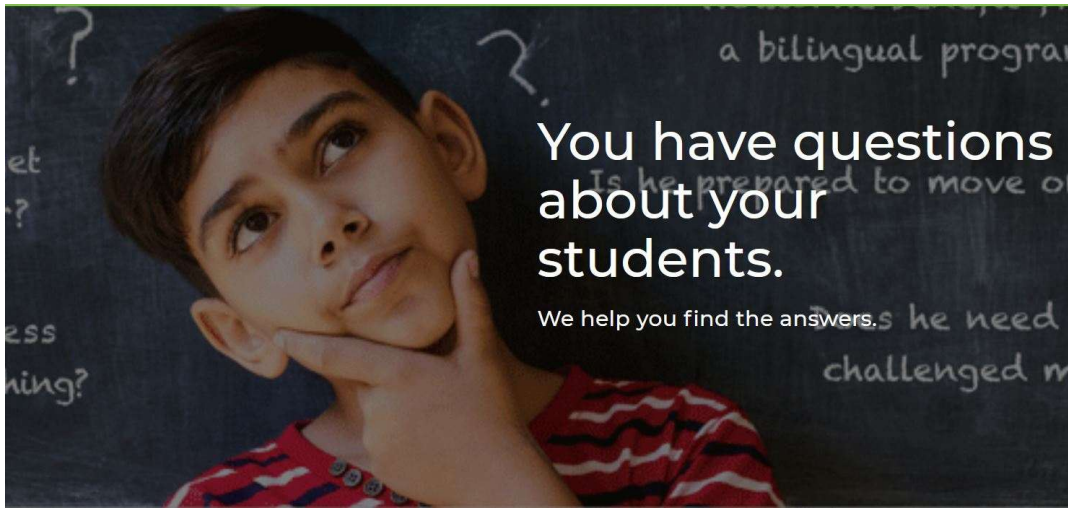

© Riverside Insights 2020

Riverside Family of Assessments

Complete solution for measuring Performance, Potential, Personalized Learning, and Growth

Iowa Assessments™

Achievement

- **The gold standard of skill assessment**
- **Evaluate program effectiveness**
- **Advanced online reporting**
- **Measure impacts on student growth**

CogAT®

Abilities

- **Measure student ability & potential**
- **Understand how students prefer to learn**
- **Guide decisions on program placement aligned to student needs**
- **Compare ability to achievement**

Riverside Insights

ESGI easy progress monitoring

- **Pre-K through 2nd grade foundational skills development.**
- **Inform classroom instruction and close gaps**
- **Real-time, visibility into where students stand**

IOWA ALGEBRA APTITUDE TEST™ FIFTH EDITION

Diagnostic

- **Determine student readiness for Algebra I**
- **Interactive, online reporting**
- **Measure pre-algebraic concepts, math information interpretation, relationship representation, & symbol usage**
- **High *IAAT* score correlation to predictability of Algebra I course grades**

Riverside Insights

Iowa Benchmarking

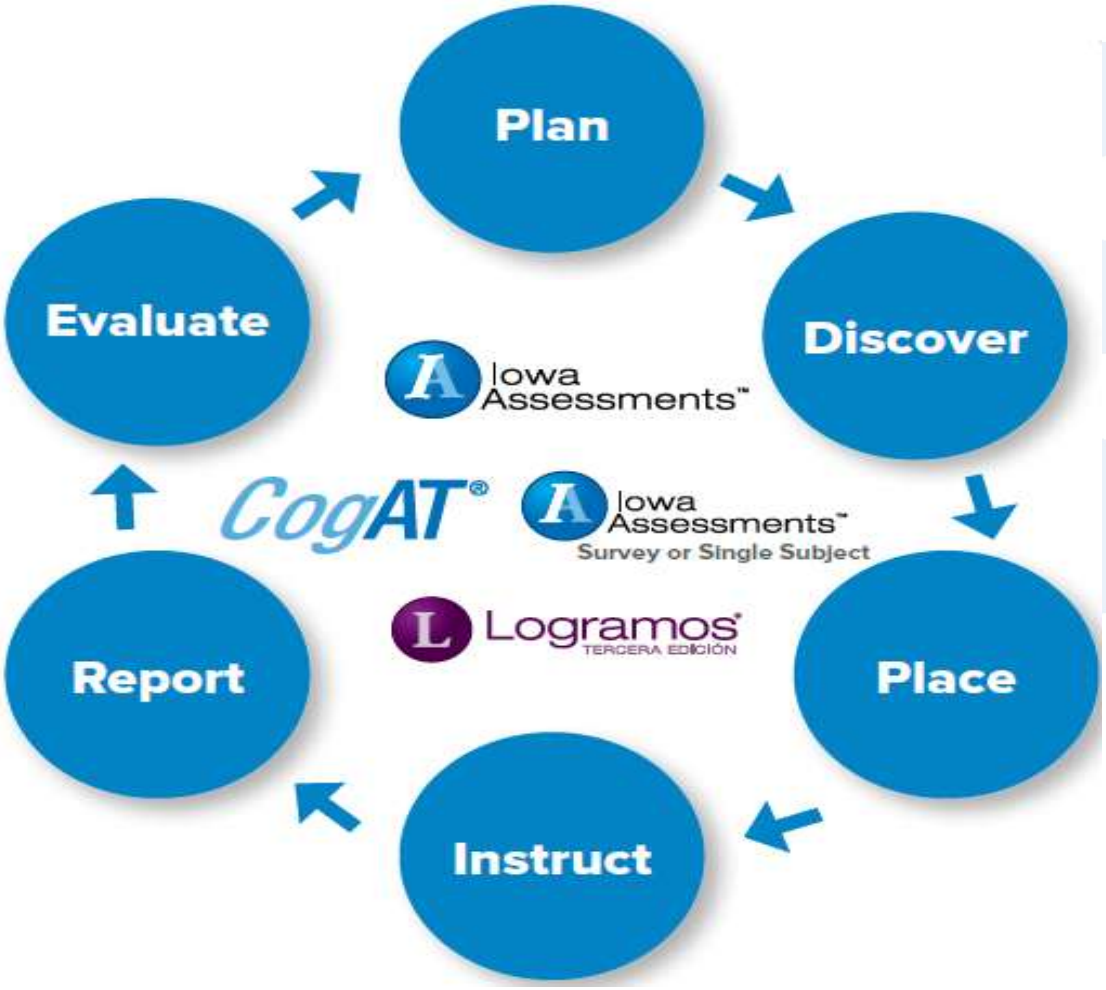

Test Levels

Recommended Test Levels by Grade and Time of Year			
Grade	Test Administration Time Frame		
	Fall	Midyear	Spring
K	5	5	5–6
1	6-7	6–7	7
2	7–8	8	8
3	8–9	9	9
4	10	10	10
5	11	11	11
6	12	12	12
7	13	13	13
8	14	14	14
9	14–15	14–15	14–15
10	16	16	16
11	17/18	17/18	17/18
12	17/18	17/18	17/18



2024 Normative Update

- Major findings from the 2024 Normative Update confirm that recovery toward prepandemic levels of achievement is positive. Although signs of progress are evident across content areas, student achievement has not yet returned to prepandemic performance.
- **Reading and Math:** In 2024, students demonstrated performance on average below that of students prior to the pandemic. This finding is consistent across all grades K–12.
- **Achievement Gaps:** High-performing students regained most of the ground that was lost. However, low-performing students continue to show more limited growth.
- **Young Learners:** The performance of students in grades 1–3 shows some of the largest differences when compared with levels of performance for students at these same grades prior to the pandemic.

General Observations

- The 2024 norms are generally easier than the 2017 norms, as there are more increases in NPRs from 2017 to 2024 across grade levels. When the 2024 value is higher than the 2017 value, the 2024 norms are “easier.” This is because students in 2024 are compared to a somewhat lower-scoring reference group.

- This means that performance on the test in terms of answering the same number of items correctly will generally yield a higher NPR when compared to the lower-scoring reference group using the 2024 norms than when compared to 2017.

- In Reading, the average student (NPR = 50) in 2017 outperformed the average student in 2024 across all grades. The largest shifts were seen in grades 1–3.

- In Math, the average student (NPR = 50) in 2017 outperformed the average student in 2024 across all grades.

Comparison of 2017 vs 2024 Norms

Table 1. Norms Comparison for the 2024 Normative Update, Grades 1–11

Reading	Corresponding 2024 NPRs Grade										
Achievement Level NPR in 2017	1	2	3	4	5	6	7	8	9	10	11
90	92	92	92	92	92	92	92	92	92	92	92
75	81	80	79	78	80	79	79	79	78	78	78
50	57	58	57	56	55	55	55	55	53	53	53
25	34	34	31	30	30	29	29	29	28	28	27
10	17	16	14	14	14	13	12	12	12	12	11
Math	**Grade**										
Achievement Level NPR in 2017	1	2	3	4	5	6	7	8	9	10	11
90	92	92	91	91	91	92	92	92	92	91	92
75	79	78	76	76	76	78	79	78	78	77	77
50	55	54	52	52	51	54	54	54	52	53	52
25	30	29	26	27	26	29	29	28	27	27	27
10	12	13	11	11	11	13	13	13	12	12	12

Table info is from Iowa Assessments 2024 Normative Update Whitepaper

Riverside Insights

Iowa Survey Edition

Iowa Survey Edition Key Facts

- Assessing student performance in Reading, Language, and Math using a **shorter version** of the Reading and Math tests
  - Levels 7 and 8: **95 mins** total testing time
  - Levels 9-14: **1 hour and 40** mins total testing time

- Identifying longitudinal (year-over-year and **through-year**) achievement growth in a format that flexibly integrates into school schedules
  - 3 Forms for Levels 7-14
  - Provides **predictability** to Spring summative testing
- **Item Analysis** and **Item Response** reporting are available
- Paper/pencil and online administration capabilities

Iowa Survey Testing Times and # of questions

Levels 7 and 8 Survey Tests

Test	Approximate Time* (min)	Number of Questions	
		Level 7	Level 8
Reading	35	28	30
Language	25	34	42
Mathematics	35	29	32
TOTALS	**95 min**	**91**	**104**

* All tests except Reading are read aloud by the test administrator.

Levels 9–14 Survey Tests

Test	Time (min)	Number of Questions					
		Level 9	Level 10	Level 11	Level 12	Level 13	Level 14
Reading	30	21	21	22	22	23	23
Written Expression	40	35	38	40	43	45	48
Mathematics	30	26	29	31	34	36	39
TOTALS	**1 hr 40 min**	**82**	**88**	**93**	**99**	**104**	**110**

Did you know?

Flexible Options!

- Three Forms: E,F,G
- Three Batteries
  - Complete
  - Survey
  - Single Subject

All connected with a single vertical scale!

ADMISSIONS TESTING (YEAR ROUND)									
AUG	SEP	OCT	NOV	DEC	JAN	FEB	MAR	APR	MAY
Iowa Assessments Fall Testing and/or Benchmark 1				Iowa Assessments Mid-Year and/or Benchmark 2			Iowa Assessments Spring Testing and/or Benchmark 3		
CogAT can be administered at any point during the year.									

*Benchmark testing is available beginning in September.

Did you know?

Multimeasure Student Roster

Region: Riverside Report Demo
State: RD

	1	2	3
	Alg. Patterns/Connections Iowa Assessments Form: E Grade: 2 Level: 8 Score: %C Test Date: 09/07/2024	Alg. Patterns/Connections Iowa Assessments Form: F Grade: 2 Level: 8 Score: %C Test Date: 01/16/2025	Alg. Patterns/Connections Iowa Assessments Form: G Grade: 2 Level: 8 Score: %C Test Date: 04/15/2025
Brown, Derek	84	87	92
Burdick, Abigail	71	76	84
Caroll, Ronald	71	71	87
Cevey, Joshua	87	87	87
Clark, Camden	84	84	84
Deleon, Phynix	92	95	97
Doerr, William	76	76	66
Goldblatt, Styra		58	92
Huson, Abigail	95	97	97
Jones, Mason	58	58	63
Lynch, Jay	74	74	74
Marroquin, Luke	89	89	97
Marroquin, William	74	74	84
Olson, Andrew	97	97	97
Owens, Blake	92	92	92
Palacios, Nayeli	92	92	97
Revoir, Oliver	89	89	89
Rodriguez, Cienna	89	89	89
Romano, Mathias	95	97	97
Seal, Anari	89	89	89
Sedding, Aaon	58	63	63
Sotorosales, Eden	66	66	66
Sullally, Kevin	95	92	95
Wal, Ande	84	84	84
Zollo, Kingston	76	89	95

- **Longitudinal Growth Report**
- **Estimated Growth Summary Report**
- **Student Roster Multi-measure Report**

Individual, Classroom, and School Level

Disaggregated by Gender, Ethnicity, & Federal Programs

Did you know?

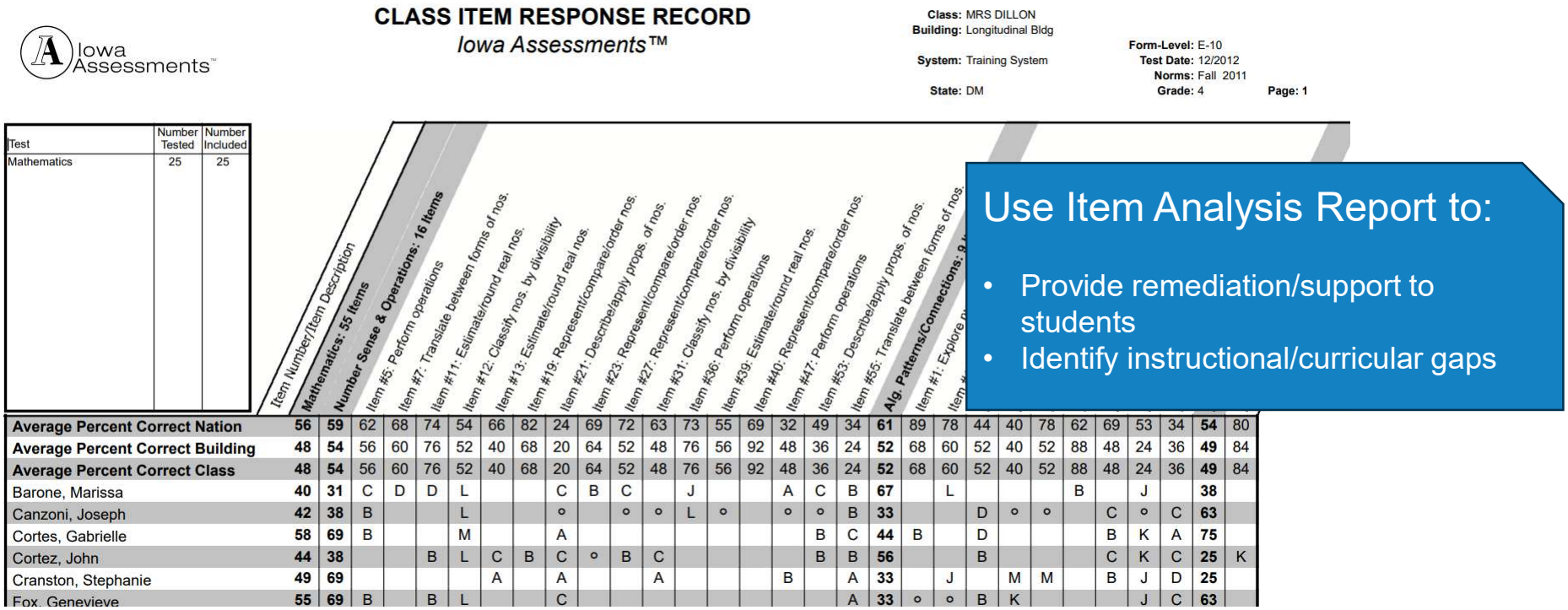

CLASS ITEM RESPONSE RECORD
Iowa Assessments™

Iowa Assessments™

Class: MRS DILLON
Building: Longitudinal Bldg
System: Training System
State: DM

Form-Level: E-10
Test Date: 12/2012
Norms: Fall 2011
Grade: 4
Page: 1

Test	Number Tested	Number Included
Mathematics	25	25

Item Number/Item Description	Mathematics: 55 Items	Number Sense & Operations: 16 Items	Item #5: Perform operations	Item #7: Translate between forms of nos.	Item #11: Estimate/round real nos.	Item #12: Classify nos. by divisibility	Item #13: Estimate/round real nos.	Item #19: Represent/compare/order nos.	Item #21: Describe/apply props. of nos.	Item #23: Represent/compare/order nos.	Item #27: Represent/compare/order nos.	Item #31: Classify nos. by divisibility	Item #36: Perform operations	Item #39: Estimate/round real nos.	Item #40: Represent/compare/order nos.	Item #47: Perform operations	Item #53: Describe/apply props. of nos.	Item #55: Translate between forms of nos.	Alg. Patterns/Connections: 9	Item #1: Explore p	Item #								
Average Percent Correct Nation	**56**	**59**	62	68	74	54	66	82	24	69	72	63	73	55	69	32	49	34	**61**	89	78	44	40	78	62	69	53	34	**54**	80
Average Percent Correct Building	**48**	**54**	56	60	76	52	40	68	20	64	52	48	76	56	92	48	36	24	**52**	68	60	52	40	52	88	48	24	36	**49**	84
Average Percent Correct Class	**48**	**54**	56	60	76	52	40	68	20	64	52	48	76	56	92	48	36	24	**52**	68	60	52	40	52	88	48	24	36	**49**	84
Barone, Marissa	**40**	**31**	C	D	D	L			C	B	C		J			A	C	B	**67**		L				B		J		**38**	
Canzoni, Joseph	**42**	**38**	B			L			o		o	o	L	o		o	o	B	**33**			D	o	o		C	o	C	**63**	
Cortes, Gabrielle	**58**	**69**	B			M			A								B	C	**44**	B		D				B	K	A	**75**	
Cortez, John	**44**	**38**			B	L	C	B	C	o	B	C					B	B	**56**			B				C	K	C	**25**	K
Cranston, Stephanie	**49**	**69**					A		A			A				B		A	**33**		J		M	M		B	J	D	**25**	
Fox, Genevieve	**55**	**69**	B		B	L			C									A	**33**	o	o	B	K				J	C	**63**	

Use Item Analysis Report to:

- Provide remediation/support to students
- Identify instructional/curricular gaps

Building Item Analysis

Iowa Assessments™

BUILDING ITEM ANALYSIS
Iowa Assessments™

Mathematics

Number Tested = 15

Item No.	Item Description	N= Item Count	15 Bldg. %C	15 Sys. %C	Nat. %C	Diff.	Bldg./Nation Difference -20 -10 0 +10 +20
Number Sense & Operations		**11**	**72**	**72**	**62**	**10**	
1	Represent/compare/order nos.		93	93	93	0	
7	Represent/compare/order nos.		93	93	72	21	+
10	Represent/compare/order nos.		53	53	66	-13	
14	Estimate/round real nos.		73	73	62	11	
16	Represent/compare/order nos.		80	80	64	16	
24	Perform operations		87	87	86	1	
25	Perform operations		100	100	78	22	+
26	Perform operations		47	47	26	21	+
27	Perform operations		40	40	33	7	
28	Perform operations		47	47	24	23	+
29	Perform operations		73	73	77	-4	
Alg. Patterns/Connections		**4**	**85**	**85**	**75**	**10**	
3	Operational/relational symbols		100	100	94	6	
6	Operational/relational symbols		100	100	83	17	
13	Operational/relational symbols		53	53	58	-5	
15	Solve equations/inequalities		87	87	66	21	+
Data Analysis/Prob./Stats		**6**	**80**	**80**	**55**	**25**	
18	Interp. data/make predictions		100	100	57	43	+
19	Interp. data/make predictions		93	93	65	28	+
20	Interp. data/make predictions		53	53	36	17	
21	Interp. data/make predictions		80	80	65	15	
22	Interp. data/make predictions		80	80	50	30	+
23	Interp. data/make predictions		73	73	55	18	
Geometry		**4**	**73**	**73**	**78**	**-5**	
2	Id./class./compare geo. figs		100	100	96	4	
4	Geo. props./patts./relations.		93	93	93	0	
8	Geo. props./patts./relations.		20	20	50	-30	-
11	Id./class./compare geo. figs		80	80	74	6	
Measurement		**4**	**67**	**67**	**57**	**10**	
5	Appropriate units/tools		73	73	79	-6	
9	Appropriate units/tools		67	67	59	8	
12	Measurements		53	53	54	-1	
17	Measurements		73	73	36	37	+

Iowa Assessments™

BUILDING ITEM ANALYSIS
Iowa Assessments™

Reading

Number Tested = 15

Item No.	Item Description	N= Item Count	15 Bldg. %C	15 Sys. %C	Nat. %C	Diff.	Bldg./Nation Difference -20 -10 0 +10 +20
Explicit Meaning		**9**	**89**	**89**	**62**	**27**	
12	Understand stated information		100	100	79	21	+
13	Understand stated information		100	100	74	26	+
14	Understand stated information		93	93	60	33	+
15	Understand stated information		93	93	82	11	
16	Understand stated information		100	100	60	40	+
17	Understand stated information		100	100	59	41	+
19	Understand stated information		53	53	38	15	
22	Recognize stated information		80	80	55	25	+
25	Understand stated information		80	80	54	26	+
Implicit Meaning		**8**	**85**	**85**	**69**	**16**	
5	Draw conclusions/make inferences		100	100	88	12	
6	Discern traits/feelings/motives		100	100	77	23	+
7	Discern traits/feelings/motives		93	93	82	11	
10	Draw conclusions/make inferences		100	100	73	27	+
18	Draw conclusions/make inferences		67	67	50	17	
21	Draw conclusions/make inferences		73	73	57	16	
23	Draw conclusions/make inferences		93	93	69	24	+
24	Discern traits/feelings/motives		53	53	54	-1	
Key Ideas		**11**	**97**	**97**	**72**	**25**	
1	Central ideas & their support		100	100	80	20	
2	Central ideas & their support		100	100	73	27	+
3	Central ideas & their support		100	100	80	20	
4	Central ideas & their support		100	100	86	14	
8	Central ideas & their support		100	100	70	30	+
9	Central ideas & their support		100	100	78	22	+
11	Central ideas & their support		93	93	76	17	
20	Synthesizing/summarizing		87	87	63	24	+
26	Synthesizing/summarizing		93	93	70	23	+
27	Connecting/extending ideas		100	100	57	43	+
28	Connecting/extending ideas		93	93	59	34	+

A plus sign (+) or a minus sign (-) in the difference graph indicates that the bar extends beyond +/- 20.
%C = Percent Correct



Iowa Single Subjects

Iowa Assessments

Benchmarking with Iowa Single Subjects

- Online Benchmarking
- Reading and Math
- Forms available:
  - Grades K-8: Forms E, F, G
  - Grades 9-12: Forms E, F
- Track longitudinally within Single Subjects
- Same reporting process
- Requires proctor training



Iowa Single Subject Edition Testing Times

- Monitor student learning in Reading and Math for K
  - **Reading (Level 5)**
    - Reading 1 (approx. 30 minutes)
    - Vocabulary (optional – approx. 20 minutes)
    - Allows Reading Total Score Calculation
  - **Mathematics (Level 5)**
    - Math 1 (approx. 25 minutes)

Iowa Single Subject Testing times for Level 6

Monitor student learning in Reading and Math for K.

- **Reading (Level 6)**
  - Reading 1 and 2 (approx. 40 minutes)
  - Vocabulary (optional – approx. 20 minutes)
  - Allows Reading Total Score Calculation

- **Mathematics (Level 6)**
  - Math 1 (approx. 25 minutes)

Iowa Single Subject Testing Time for Grades 2-8

- Monitor student learning in Reading and Math for 2-8
  - **Reading (Levels 7 and 8)**
    - Reading (approx. 45 minutes)
    - Vocabulary (optional – approx.15 minutes)
    - Allows Reading Total Score Calculation
  - **Math (Levels 7 and 8)**
    - Math (approx. 50 minutes)
    - Computation (optional – approx. 25 minutes)
    - Allows Math Total Score Calculation
  - **Reading (Levels 9-14)**
    - Reading (60 minutes)
    - Vocabulary (optional – 15 minutes)
    - Allows Reading Total Score Calculation
  - **Math (Levels 9-14)**
    - Math (60 minutes)
    - Computation (optional –20 minutes)
    - Allows Math Total Score Calculation

Iowa Single Subject Edition Testing Times

- Monitor student learning in Reading and Math for 9-12
  - **Reading (Levels 15-17/18)**
    - Reading (40 minutes)
    - Vocabulary (optional –15 minutes)
    - Allows Reading Total Score Calculation
  - **Math (Levels 15-17/18)**
    - Math (40 minutes)
    - Computation (optional –20 minutes)
    - Allows Math Total Score Calculation

Student Profile report for Single Subject with NPR and Domains

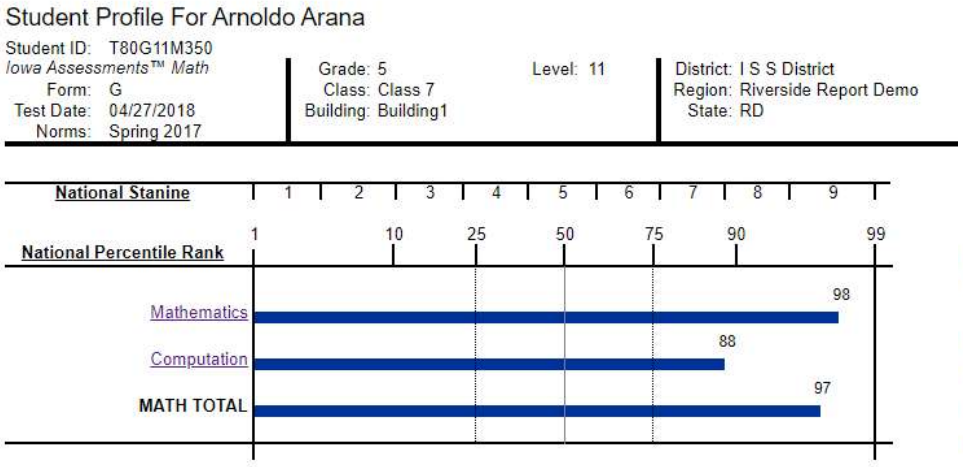

Student Profile For Arnoldo Arana

Student ID: T80G11M350
Iowa Assessments™ Math
Form: G
Test Date: 04/27/2018
Norms: Spring 2017

Grade: 5
Class: Class 7
Building: Building1

Level: 11

District: I S S District
Region: Riverside Report Demo
State: RD

National Stanine 1 2 3 4 5 6 7 8 9

National Percentile Rank 1 10 25 50 75 90 99

Mathematics 98
Computation 88
MATH TOTAL 97

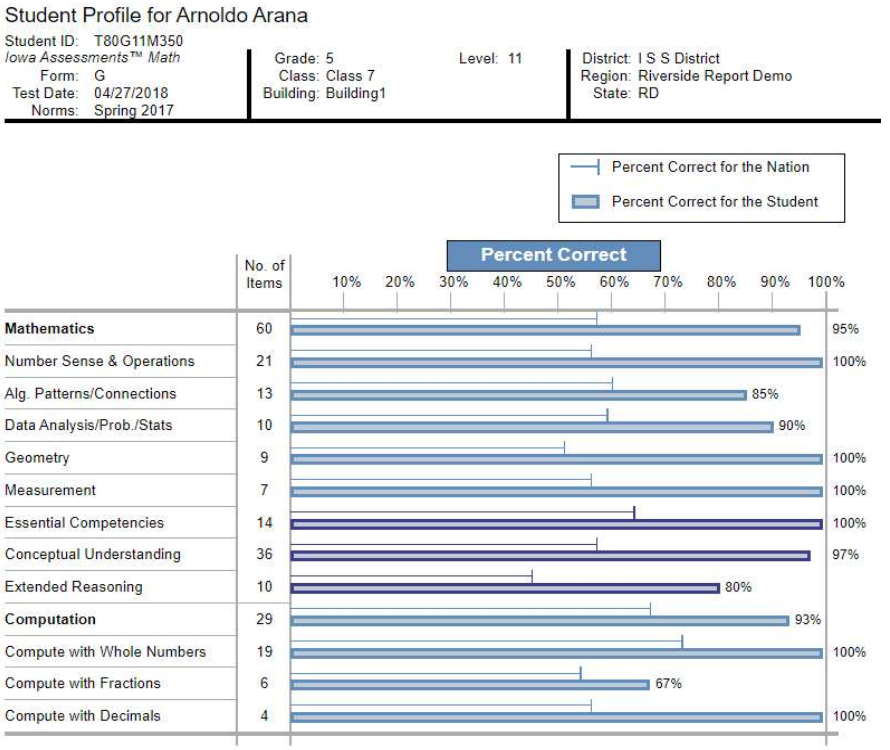

Student Profile for Arnoldo Arana

Student ID: T80G11M350
Iowa Assessments™ Math
Form: G
Test Date: 04/27/2018
Norms: Spring 2017

Grade: 5
Class: Class 7
Building: Building1

Level: 11

District: I S S District
Region: Riverside Report Demo
State: RD

Percent Correct for the Nation
Percent Correct for the Student

	No. of Items	Percent Correct
Mathematics	60	95%
Number Sense & Operations	21	100%
Alg. Patterns/Connections	13	85%
Data Analysis/Prob./Stats	10	90%
Geometry	9	100%
Measurement	7	100%
Essential Competencies	14	100%
Conceptual Understanding	36	97%
Extended Reasoning	10	80%
Computation	29	93%
Compute with Whole Numbers	19	100%
Compute with Fractions	6	67%
Compute with Decimals	4	100%

Multimeasure Student Roster



Region: Riverside Report Demo
State: RD

	1	2	3
	Key Ideas Iowa Assessments Form: E SS Grade: 2 Level: 8 Score: %C Test Date: 09/07/2024	**Key Ideas** Iowa Assessments Form: F SS Grade: 2 Level: 8 Score: %C Test Date: 01/16/2025	**Key Ideas** Iowa Assessments Form: G Complete Grade: 2 Level: 8 Score: %C Test Date: 04/15/2025
Brown, Derek	84	87	92
Burdick, Abigail	71	76	84
Caroll, Ronald	71	71	87
Cevey, Joshua	87	87	87
Clark, Camden	84	84	84
Deleon, Phynix	92	95	97
Doerr, William	76	76	66
Goldblatt, Styra		58	92
Huson, Abigail	95	97	97
Jones, Mason	58	58	63
Lynch, Jay	74	74	74
Marroquin, Luke	89	89	97
Marroquin, William	74	74	84
Olson, Andrew	97	97	97
Owens, Blake	92	92	92
Palacios, Nayeli	92	92	97
Revoir, Oliver	89	89	89
Rodriguez, Cienna	89	89	89
Romano, Mathias	95	97	97
Seal, Anari	89	89	89
Sedding, Aaon	58	63	63
Sotorosales, Eden	66	66	66
Sullally, Kevin	95	92	95
Wal, Ande	84	84	84
Zollo, Kingston	76	89	95

Column 1: Percent Correct 90-100% (green) from 90 to 100, Percent Correct 80-89% (blue) from 80 to 89, Percent Correct 70-79% (yellow) from 70 to 79, Percent Correct 60-69% (orange) from 60 to 69, Percent Correct 0-59% (red) from 0 to 59
Column 2: Percent Correct 90-100% (green) from 90 to 100, Percent Correct 80-89% (blue) from 80 to 89, Percent Correct 70-79% (yellow) from 70 to 79, Percent Correct 60-69% (orange) from 60 to 69, Percent Correct 0-59% (red) from 0 to 59
Column 3: Percent Correct 90-100% (green) from 90 to 100, Percent Correct 80-89% (blue) from 80 to 89, Percent Correct 70-79% (yellow) from 70 to 79, Percent Correct 60-69% (orange) from 60 to 69, Percent Correct 0-59% (red) from 0 to 59

Timeline for benchmark testing

Flexible Options!

- Three Forms: E,F,G
- Three Batteries
  - Complete
  - Survey
  - Single Subject

All connected with a single vertical scale!

ADMISSIONS TESTING (YEAR ROUND)									
AUG	SEP	OCT	NOV	DEC	JAN	FEB	MAR	APR	MAY
Iowa Assessments Fall Testing and/or Benchmark 1				Iowa Assessments Mid-Year and/or Benchmark 2			Iowa Assessments Spring Testing and/or Benchmark 3		
CogAT can be administered at any point during the year.									

*Benchmark testing is available beginning in September.

Benchmark Bundles

Benchmark Bundle: Includes the following.

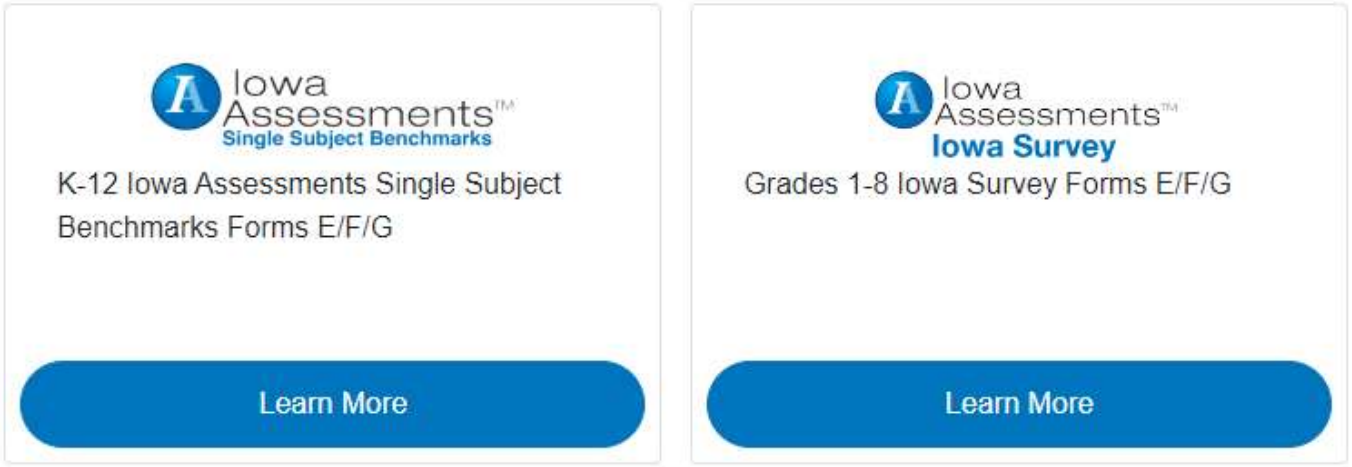

Go to your.acsi.org/iowabundles for more information

Academic Insights Bundles

Choose the subscription that will serve your students.

Achievement Bundle: Includes all the following assessments.



K-12 Iowa Assessments Forms E/F/G

Learn More



Grades 1-8 Iowa Survey Forms E/F/G

Learn More



K-12 Iowa Assessments Single Subject Benchmarks Forms E/F/G

Learn More



K-8 Logramos

Learn More

Complete Insights: Includes everything in the Achievement Bundle plus the CogAT.











Benchmark Matrix

Understanding your Options

Feature	Iowa Single Subject	Iowa Survey
Subjects Tested	Reading and/or Math; scored separately. Optional add-ons: Vocabulary (with Reading) and Computation (with Math).	Reading, Math, and Language/Written Expression.
Grade Availability	All grades, K–12.	Grades 1–8 only. Not available for Grade K or Grades 9–12.
Score Reports	Reading + Vocabulary = Reading Total score Math + Computation = Math Total score Growth tracking across Benchmark windows.	When administering the Iowa Survey, students receive Reading, Math, and Language/Written Expression. Specific skill-level insights available with Iowa Survey (and Core/Complete).

2026-27 Testing Windows and Key Dates

Window	Test Event Name	Start Date	Test Event Date	Close Date
Fall	ACSI Benchmark Fall 2026	8/17/2026	10/15/2026	12/5/2026
Mid-Year (Winter)	ACSI Benchmark Winter 25–26	11/30/2026	1/15/2027	2/28/2027
Spring	ACSI Benchmark Spring 2027	2/22/2027	4/15/2027	6/15/2027

Step 1: Benchmark Testing Decision Matrix

Instructions: For every grade level your school tests, check the box(es) that reflect your school's choice. For Grades K and 9–12, Iowa Single Subject is required, and the Iowa Survey row is marked N/A. For Grades 1–8, choose one format. ☐ = check applicable option(s).

Grade	Assessment Type Selected	If Single Subject: Subjects Tested	If Single Subject: Optional Subtests	If Iowa Survey: Subjects Tested	Testing Window(s) to Administer
K	☑ Iowa Single Subject (Required) Iowa Survey: N/A – not offered	☐ Reading ☐ Math	☐ Vocabulary ☐ Computation	N/A	☐ Fall ☐ Mid-Year (Winter) ☐ Spring
1	☐ Iowa Single Subject ☐ Iowa Survey	☐ Reading 1 & 2 ☐ Math 1 & 2	☐ Vocabulary ☐ Computation	☐ Reading ☐ Math ☐ Language	☐ Fall ☐ Mid-Year (Winter) ☐ Spring
2	☐ Iowa Single Subject ☐ Iowa Survey	☐ Reading 1 & 2 ☐ Math 1 & 2	☐ Vocabulary ☐ Computation	☐ Reading ☐ Math ☐ Language	☐ Fall ☐ Mid-Year (Winter) ☐ Spring
3	☐ Iowa Single Subject ☐ Iowa Survey	☐ Reading 1 & 2 ☐ Math 1 & 2	☐ Vocabulary ☐ Computation	☐ Reading ☐ Math ☐ Written Expression	☐ Fall ☐ Mid-Year (Winter) ☐ Spring
4	☐ Iowa Single Subject ☐ Iowa Survey	☐ Reading 1 & 2 ☐ Math 1 & 2	☐ Vocabulary ☐ Computation	☐ Reading ☐ Math ☐ Written Expression	☐ Fall ☐ Mid-Year (Winter) ☐ Spring
5	☐ Iowa Single Subject ☐ Iowa Survey	☐ Reading 1 & 2 ☐ Math 1 & 2	☐ Vocabulary ☐ Computation	☐ Reading ☐ Math ☐ Written Expression	☐ Fall ☐ Mid-Year (Winter) ☐ Spring
6	☐ Iowa Single Subject ☐ Iowa Survey	☐ Reading 1 & 2 ☐ Math 1 & 2	☐ Vocabulary ☐ Computation	☐ Reading ☐ Math ☐ Written Expression	☐ Fall ☐ Mid-Year (Winter) ☐ Spring
7	☐ Iowa Single Subject ☐ Iowa Survey	☐ Reading 1 & 2 ☐ Math 1 & 2	☐ Vocabulary ☐ Computation	☐ Reading ☐ Math ☐ Written Expression	☐ Fall ☐ Mid-Year (Winter) ☐ Spring

One Platform to Streamline Test Management

DATA MANAGER™



DataManager **is your single tool to put the power of assessment in your hands—before, during, and after testing.**

DataManager – One Platform

DataManager is your online resource for streamlining the management of your assessment program using:

- *Iowa Assessments*
- *CogAT Test*
- *Logramos*

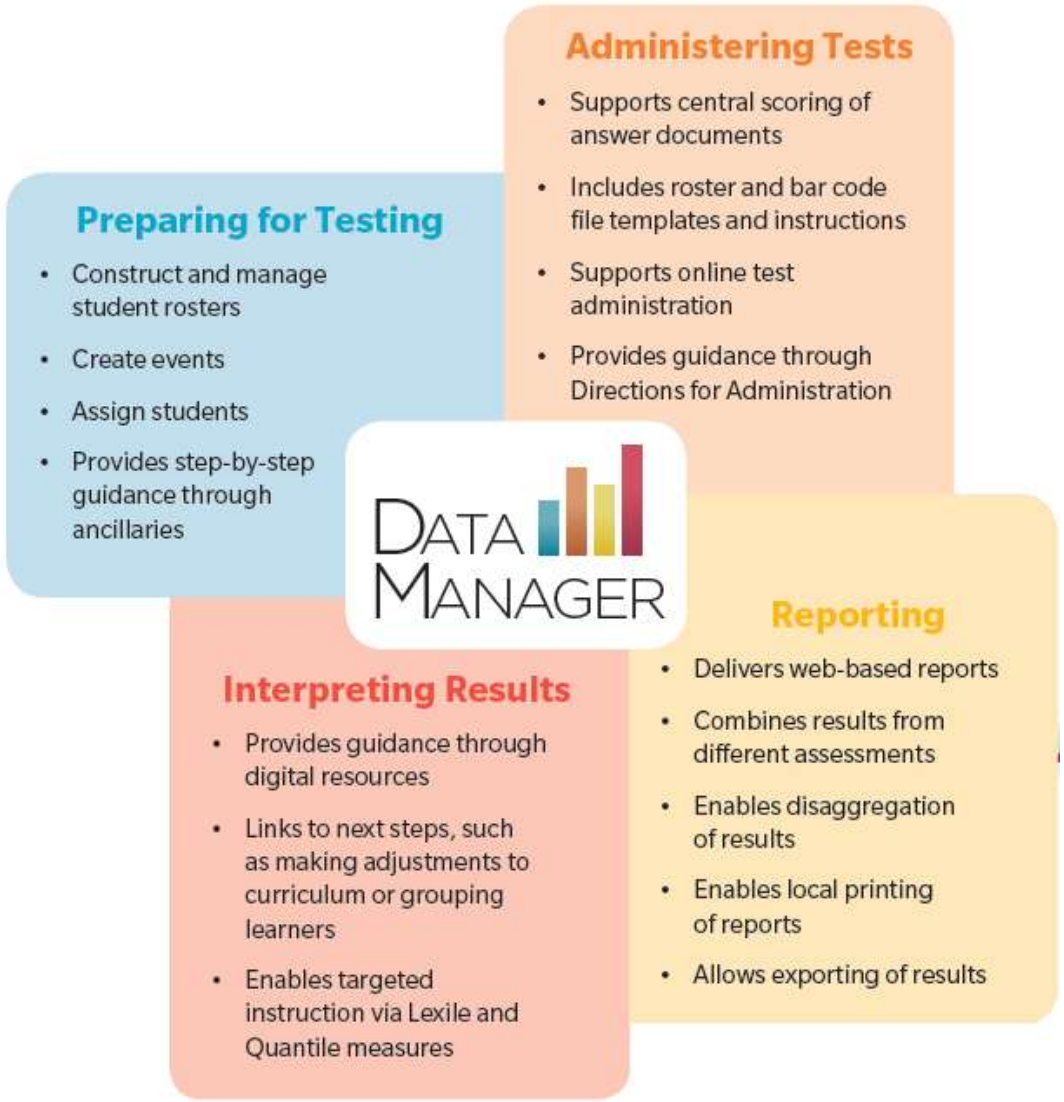

Looking For More Information?

For more information about Iowa Assessments and CogAT, go to www.purposefuldesign.com

Select Assessments, then Iowa Assessments Suite

- Materials Pricing Tool
- Scoring Cost Estimation Tool
- Quick Facts
- Connect with Us Request Form
- Program Details

For additional assistance, contact ACSI Care Team

careteam@acsi.org

800-367-0798

Contact Information

Questions for Association of Christian Schools International?

Lisa Chubbic, ACSI Director of Assessment Programs

AssessmentSupport@acsi.org

719.867.0139

Interested in testing online?

Gina Kinnard, ACSI Senior Student Assessment Coor.

OnlineTesting@acsi.org

719.867.0246

Riverside Insights





ACSI

ACSI
Association of Christian Schools International
STRONGER TOGETHER

Riverside Insights

Thank You!